

ResMed

AirSense™ 11

CPAP technology designed for success



 **Regional**
HOME CARE

ResMed.com

A new way to start therapy

Introducing the new ResMed AirSense™ 11, a CPAP device equipped with new technology designed to make starting therapy, acclimating and adhering to it easier and more convenient for your patients.



Personalized therapy support at their fingertips

AirSense 11 provides exclusive access to new features in ResMed myAir™**† including Personal Therapy Assistant. Whether set up remotely or in person, Personal Therapy Assistant in myAir provides patients with an interactive experience that's designed to help them start therapy with confidence. Personal Therapy Assistant also offers voice-guided video setup instructions and Test Drive, a therapy acclimation tool designed to help patients get more comfortable with using their AirSense 11. These features, in addition to myAir's trusted coaching and support that encourages therapy compliance, were designed to help your patients start therapy with confidence. AirSense 11 also helps empower them to self-resolve common therapy issues, which may further benefit patient compliance and save you time with fewer troubleshooting calls and mask refits.

Have your newly set-up AirSense 11 patients download the myAir app to their smartphone to get started.

1 Download myAir™ app



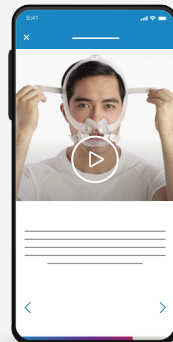
Download on the App Store

GET IT ON Google Play

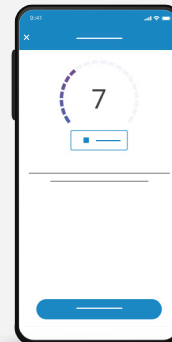
2 Watch device setup videos



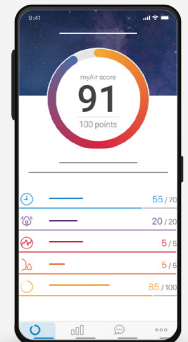
3 Follow interactive mask setup videos



4 Try therapy with Test Drive



5 Track your sleep & therapy progress



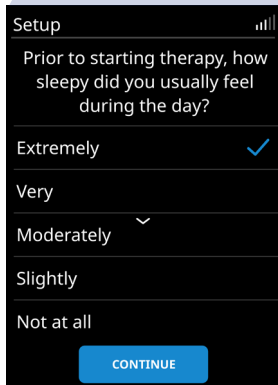
The device includes proprietary ResMed software which is licensed (and not sold) by ResMed. The terms and conditions applicable to the license for the software are included in the user guide and/or the applicable agreement with ResMed. For detailed instructions on setting up the device, refer to the device user guide.

Built-in coaching

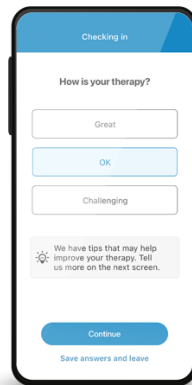


Help with starting therapy is built into the new AirSense 11 with Care Check-In. This easy-to-use coaching program furthers therapy orientation after the initial setup, so patients feel heard, supported and empowered, right from the start.

Here's how it works:



myAir™
Regular check-ins through the first month of therapy



AirView™
Patient responses are accessible in AirView†



When your patients turn on their AirSense 11, Care Check-In will ask a few questions about their sleep quality right on the device. It will then provide tailored information about how therapy can benefit them.

When your patients have connected their AirSense 11 to the myAir app, time-based check-ins and troubleshooting tips will conveniently appear within the app. If they don't utilize the myAir app, Care Check-In will continue to check in directly on the device.‡

The information you receive from patient check-ins that appear in AirView™† with your patient's consent can give you a more complete picture and a deeper understanding of their therapy progress.

A digital extension of your team

The new AirSense 11 is designed to act like a digital extension of your team. Features such as Personal Therapy Assistant in myAir and Care Check-In work together to offer encouragement every step of the way. Your patients will have access to tools intended to help them to successfully start, acclimate and adhere to therapy. You'll also be able to see in AirView when they need help, saving time and frustration for everyone.‡



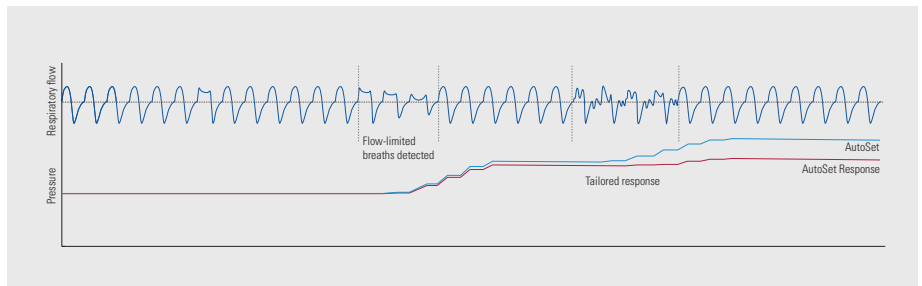
Enhanced features built on a foundation of effective therapy

With proven ResMed algorithms and technology, AirSense 11 devices are built with innovative new features designed to help make acclimation to therapy easier for your patients.

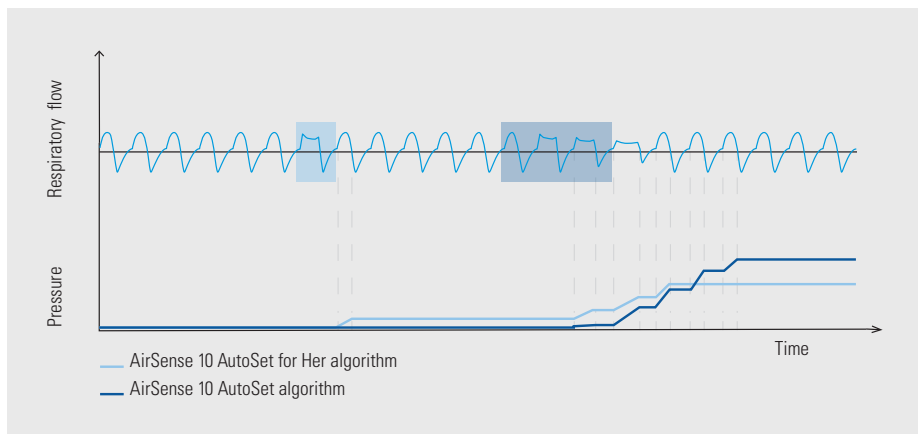
Proven therapy modes**

All AirSense 11 AutoSet™ devices are equipped with the same trusted therapy modes as AirSense 10 AutoSet and AirSense 10 AutoSet for Her.** Rather than separate devices, all AirSense 11 AutoSet devices feature:

ResMed AutoSet algorithm designed for optimal comfort and treatment efficacy. The AutoSet algorithm adjusts pressure only when needed to maintain the lowest possible efficacious pressure for your patients. It also includes AutoSet Response mode, which allows for gentler pressure increases for additional comfort.



AutoSet for Her (fAPAP) is a therapy mode within the AirSense 11 AutoSet. It's the only female-specific algorithm of its kind that accounts for differences in the physiology and presentation of OSA in women for more targeted, tailored therapy. In a recent study, female OSA patients who used the AirSense 10 AutoSet for Her for 90 days spent significantly more time in REM sleep and showed significant improvements in quality of life, including improvements in sexual function.^{1****†}



NEW FEATURE

Remote upgrade availability. With AirSense 11, you and your patients won't have to worry about missing out on the latest technology. With over-the-air update capability, ResMed CPAP software updates and digital features can be sent directly to the device. In addition to software maintenance, future remote updates may include new features designed to help patients stay comfortable, while continuing to enhance the value to their healthcare team.

myAir app encouragement

We know the importance of patient engagement to successful therapy. In fact, a recent big data study found myAir users are twice as likely to achieve 90-day, CMS-defined therapy compliance vs non-users.² AirSense 11 encourages patients to download and use the myAir app when they first get started.*



Improved response

Bench test study results show that each manufacturer's APAP devices respond differently to flow limitations due to varying functional features and proprietary algorithms.³ The AutoSet algorithm is designed to respond quickly enough to normalize disturbed breathing, yet softly enough to not wake up the patient from a sudden pressure increase. In fact, in a study, the AirSense 10 AutoSet was capable of normalizing OSA-disturbed breathing all the way up to pressures > 12 cmH₂O, while also reporting the lowest residual AHI (2.0 events/hour) among seven tested APAP devices.³



Home therapy devices comparison



AirSense 11 AutoSet



AirSense 11 Elite



AirSense 11 CPAP



AirSense 10 AutoSet



AirSense 10 AutoSet for Her

Features

- AutoSet algorithm
- AutoSet for Her algorithm tailored for female characteristics of sleep-disordered breathing
- AutoRamp™ with sleep onset detection
- CSA, RERA and CSR detection
- Easy-Breathe™ waveform with EPR™
- AutoSet Response comfort setting

- AutoRamp with sleep onset detection
- CSA, RERA and CSR detection
- Easy-Breathe waveform with EPR

- AutoRamp with sleep onset detection
- Easy-Breathe waveform with EPR

- AutoSet algorithm
- AutoRamp with sleep onset detection
- CSA, RERA and CSR detection
- Easy-Breathe waveform with EPR
- AutoSet Response comfort setting

- AutoSet for Her algorithm tailored for female characteristics of sleep-disordered breathing
- AutoRamp with sleep onset detection
- CSA, RERA and CSR detection
- Easy-Breathe waveform with EPR
- AutoSet Response comfort setting

NEW FEATURES

All AirSense 11 devices feature: responsive touchscreen, Personal Therapy Assistant via myAir, Care Check-In, cellular and Bluetooth® connectivity and over-the-air update availability.

Therapy comparison

	AirSense 11 AutoSet	AirSense 11 Elite	AirSense 11 CPAP	AirSense 10 AutoSet	AirSense 10 AutoSet for Her
Operating pressure range (cm H ₂ O)	4–20	4–20	4–20	4–20	4–20
AutoSet mode device default pressure	Min pressure: 4 Max pressure: 20			Min pressure: 4 Max pressure: 20	Min pressure: 4 Max pressure: 20
Modes of operation					
CPAP	•	•	•	•	•
AutoSet	•			•	•
AutoSet for Her	•				•
Product features					
CSA detection	•	•		•	•
RERA detection	•	•		•	•
CSR detection	•	•		•	•
AutoRamp with sleep onset detection	•	•	•	•	•
Easy-Breathe™ waveform with EPR	•	•	•	•	•
SmartStart™/Stop feature	• (individually toggleable)	• (individually toggleable)	• (individually toggleable)	•	•
Care Check-In	•	•	•		
Personal Therapy Assistant	•	•	•		
Bluetooth® connectivity	•	•	•		
OTA: over-the-air software updates	•	•	•		
AutoSet Response comfort setting	•			•	•
Oxygen use	Up to 15 L/min	Up to 15 L/min	Up to 15 L/min	Up to 4 L/min	Up to 4 L/min
Humidification					
Standard fully integrated	•	•	•	•	•
Climate Control with ClimateLineAir™ or ClimateLineAir 11 (available only with AirSense 11 devices)	•	•	•	•	•
Data transfer					
Integrated cellular module	•	•	•	•	•
SD data card	•	•	•	•	•
Data storage					
Detailed data on SD card (30 sessions)	•	•		•	•
High-resolution flow on SD card (30 sessions)	•	•		•	•
Compliance and summary data on SD card/device (365 sessions)	•	•	•	•	•

Backed by ResMed Air Solutions

All AirSense 11 devices are supported with Air Solutions, our robust sleep therapy system. This includes our digital health technologies, ResMed AirView™ and myAir, which, when used together, have been shown to increase 90-day, CMS-defined therapy compliance to 87% compared to 70% in patients monitored in AirView alone.^{4††} It also includes our wide range of masks and comfortable integrated humidification system that has also been proven to help

patients adhere to therapy. A recent retrospective analysis showed overall adherence rates to be 6% higher among CPAP patients who use ResMed ClimateLineAir heated tubing with the Climate Control feature of an Air10™ device, compared to those who use standard tubing.⁵ Climate Control is available on Air11 devices using ClimateLineAir 11 heated tubing.



Patient name and data are fictional.



ResMed **Air Solutions**
Connected care

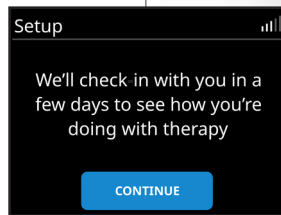
AirSense 11 highlights

AirSense™ 11
AUTOSET

Integrated cellular communication enables secure and automated data transmission to the cloud for access in AirView and myAir.

Simple Start/Stop button allows patients to turn their therapy on and off with a single tap.


Sleek, modern design helps take the stigma out of having a CPAP device on their nightstand.



Care Check-In engages patients in their therapy from the moment they turn on their device and regularly asks check-in questions and provides self-support tools and coaching as needed.†

Easy-to-use touchscreen makes navigating settings simple and intuitive.

Integrated heated humidifier can be automatically controlled through the Climate Control feature or manually set by the user.



Heated or non-heated tubing can be connected. Heated tubing, such as ClimateLineAir 11, offers integrated heat to prevent condensation inside the tube.

Removable water tub is easy to fill and clean for active heated humidification.

Disposable air filters are made of a fine mesh to filter out environmental particulates and provide cleaner air to patients.

Product name	Model number	HCPCS codes	Product name	Model number	HCPCS codes
AirSense 11 AutoSet USA CO	39000	E0601 + E0562 + A7037 + A9279	Air11 Travel Bag	39221	
AirSense 11 AutoSet USA TRI	39001	E0601 + E0562 + A4604 + A9279	Air11 Filter, STD 1 pack	39300	A7038
AirSense 11 Elite USA CO	39004	E0601 + E0562 + A7037 + A9279	Air11 Filter, STD 2 pack	39301	A7038
AirSense 11 Elite USA TRI	39005	E0601 + E0562 + A4604 + A9279	Air11 Filter, STD 12 Pack	39302	A7038
AirSense 11 CPAP USA CO	39002	E0601 + E0562 + A7037 + A9279	Air11 Filter, STD 50 Pack	39303	A7038
AirSense 11 CPAP USA TRI	39003	E0601 + E0562 + A4604 + A9279	Air11 Filter, Hypo, 1 Pack	39304	A7038
ClimateLineAir 11 AMER	39102	A4604	Air11 Filter, Hypo, 2 Pack	39305	A7038
SlimLine™ tubing	36810	A7037	Air11 Filter, Hypo, 12 Pack	39306	A7038
HumidAir™ 11 standard water tub	39100	A7046	Air11 Filter, Hypo, 50 Pack	39307	A7038
Air11 PSU 65W	39205		Air11 SD Card 1 pack	39228	
Air11 Air Outlet	39220		Air11 SD Card 10 pack	39229	



Visit [ResMed.com/AirSense11](https://www.resmed.com/AirSense11) or contact your ResMed sales representative for more information about the new AirSense 11.



[ResMed.com/AirSense11](https://www.resmed.com/AirSense11)

* The myAir by ResMed app is available in English in the US. The myAir by ResMed for Canada app is available in English and French in Canada.

† Some features of ResMed myAir are only available in the myAir app.

‡ Care Check-In data available in AirView upon patient consent.

** ResMed AirSense 10 AutoSet for Her is indicated for the treatment of OSA in patients (female patients with mild to moderate OSA when using AutoSet for Her treatment mode) weighing more than 66 lb (30 kg).

†† ResMed PAP devices are intended for the treatment of sleep apnea only.

‡‡ As defined by CMS criteria within the first 3 months of initial PAP therapy use: > 4 h/n, at least 70% of nights, during a consecutive 30-day period.

1 Wimmers et al. "Improvements in quality of life in female obstructive sleep apnea patients using a gender specific positive airway pressure device," *J Sleep Disor: Treat Care* no. 9 (January 15, 2020): 1, accessed online at: https://www.scitechnol.com/peer-review/improvements-in-quality-of-life-in-female-obstructive-sleep-apnea-patients-using-a-gender-specific-positive-airway-pressure-device-7ft8.php?article_id=10640

2 Drager L et al. "Adherence with positive airway pressure therapy for obstructive sleep apnea in developing versus developed countries: a big data study" (sponsored by ResMed), *JCSM*, (Nov. 18, 2020), doi: 10.5664/jcsm.9008. n= 4,181,490. Accessed online at: <https://pubmed.ncbi.nlm.nih.gov/33206044> on Jan. 26, 2021.

3 Isetta, Valentina et al. "Comparative assessment of several automatic CPAP devices' responses: a bench test study." *ERJ Open Res.* 1, no.1 (May 2015): 00031-2015. APAP devices tested: AirSense 10 (ResMed), DreamStar (SEFAM), ICON (F&P) RESmart (BMC Medical) SOMNObalance (Weinmann), System One (Philips Respironics) and XT Auto (APEX).

4 Malhotra et al. "Patient engagement using new technology to improve adherence to positive airway pressure therapy: A retrospective analysis," *CHEST*, 2018; 153(4):843-850.

5 ResMed retrospective data analysis of CMS compliance and CPAP usage rates in 5,767,573 U.S. sleep apnea patients who used ClimateLineAir heated tubing (n=2,786,859) vs. SlimLine™ or standard tubing (n=2,980,714) with an AirSense 10 device in the first 90 days of therapy. Summary report: Aug. 2020.

Distributed by ResMed Corp, 9001 Spectrum Center Boulevard, San Diego, CA 92123 USA. (858) 836-5000 or (800) 424-0737 (toll-free). See ResMed.com for other ResMed locations worldwide. Air10, AirSense, AirView, AutoRamp, AutoSet, ClimateLineAir, Easy-Breathe, EPR, HumidAir, myAir, SlimLine and SmartStart are trademarks and/or registered trademarks of the ResMed family of companies. Bluetooth is a trademark of Bluetooth SIG, Inc., registered in the US and other countries. Specifications may change without notice. For patent and other intellectual property information, see ResMed.com/ip. © 2021 ResMed. 10112369/2 2021-07