



ResMed

ResMed **Air Solutions**

therapy choices



a new beginning
in therapy choices

Regional
HOME CARE



From the proven¹⁻³ AutoSet™ algorithm to a seamlessly integrated connected care system, ResMed's AirSense™ 10 therapy devices build on 25 years of delivering expertise in sleep therapy. With each device offering built-in wireless technology, you can now gain unprecedented access to therapy data and remote access to device settings, helping you to be more connected with your patients and even more efficient in your business.

Connected care

Every AirSense 10 device seamlessly connects to ResMed's new cloud-based patient management system, AirView.™ So healthcare professionals, including physicians, can now rely on one integrated system to provide all the information needed to effectively manage patients. AirView also offers the capability to change device settings and troubleshoot remotely. Thanks to its remote assist feature, common therapy questions can be addressed and resolved in minutes.

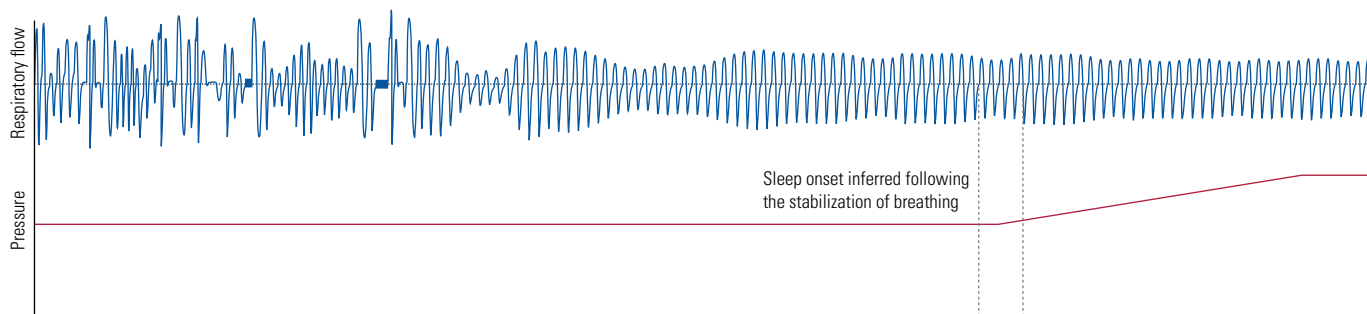
Patients can also benefit from an extra layer of support with myAir™ — an exciting new online program that offers tailored coaching, education and motivational tools to help engage them in their therapy.

Integrated humidification

Heated humidification is a standard feature built in to all AirSense 10 therapy devices. So with fewer parts to set up and manage, therapy becomes simpler for you and your patients. And with Climate Control's enhanced Auto option, patients can simply attach the ClimateLineAir™ heated tube and press Start on their device to receive the ultimate in therapy comfort. There are no settings to change and no complicated menus to navigate.

Intelligent detection

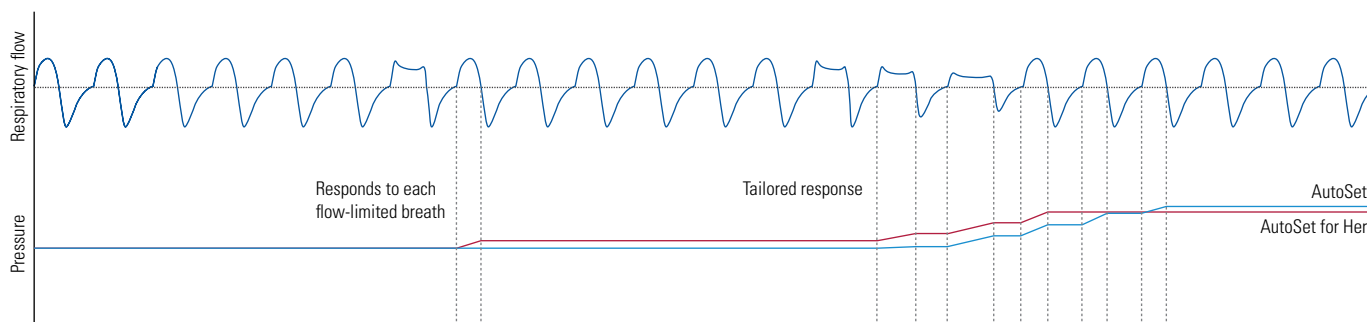
ResMed's new AutoRamp™ feature with sleep onset detection is designed to make therapy as comfortable as possible from the moment your patients turn on the device. It works by delivering a low pressure to help them fall asleep with ease. Once it detects they're asleep, it comfortably ramps up the pressure to ensure the prescribed level is delivered the moment they need it.



ResMed's AutoRamp feature with sleep onset detection ensures patients get their prescribed therapy the moment they need it.

Unique therapy for women

Although nearly 40% of newly diagnosed sleep apnea patients are female,⁴ there has never been a therapy designed specifically for women — until now. The AirSense 10 AutoSet™ for Her therapy device intelligently addresses the unique therapy needs of women with the first dedicated algorithm designed to treat mild to moderate obstructive sleep apnea (OSA) in female patients. Taking into account the higher instances of flow limitation often seen in women with sleep apnea,⁵ the AirSense 10 AutoSet for Her mode offers a tailored therapy solution for your female patients.



How the AutoSet for Her algorithm responds to flow limitation.

Clear insight

The AirSense 10 series includes central sleep apnea (CSA) and Cheyne–Stokes respiration (CSR) detection to provide treating physicians valuable insight into the continued health of your patients. The algorithm has been designed to identify indications of CSA and CSR, which you can monitor through AirView, to quickly and accurately provide patients with information to seek the right treatment.

Find out more at
ResMed.com/AirSolutions



AirSense 10 CPAP
Basic fixed-pressure device with integrated humidifier and wireless communications.



AirSense 10 Elite
Premium fixed-pressure device with integrated humidifier, wireless communications and advanced event detection.



AirSense 10 AutoSet
Premium auto-adjusting pressure device with integrated humidifier, wireless communications and advanced event detection.



AirSense 10 AutoSet for Her
Premium auto-adjusting pressure device for female patients. Also includes an integrated humidifier, wireless communications and advanced event detection.

Device	Therapy modes			Advanced event detection			Comfort features				Data management		Patient engagement	
	CPAP	AutoSet	AutoSet for Her	Cheyne-Stokes respiration detection	Central apnea detection	HERA reporting	AutoRamp	Climate Control	Expiratory pressure relief (EPR™)	SmartStart™	Built in wireless technology	AirView	AirView's remote assist	myAir
AirSense 10 CPAP	•						•	•	•	•	•	•	•	•
AirSense 10 Elite	•			•	•		•	•	•	•	•	•	•	•
AirSense 10 AutoSet	•	•		•	•		•	•	•	•	•	•	•	•
AirSense 10 AutoSet for Her	•	•	•	•	•	•	•	•	•	•	•	•	•	•

1 Teschler et al. "Two months auto-adjusting versus conventional nCPAP for obstructive sleep apnoea syndrome." *Eur Respir J* 2000; 15(6):990-995.
2 Hukins C. "Comparative study of autotitrating and fixed-pressure CPAP in the home: A randomized, single-blind crossover trial." *Sleep* 2004; 27(8):1512-1517.

3 Massie et al. Comparison between automatic and fixed positive airway pressure therapy in the home. *Crit Care Med* 2003; 167:20-23.

4 Medicare and private payor sleep apnea claims data, 2012.

5 Callop N, Cassel DK. Snoring and sleep disordered breathing. *Sleep Med*. Lee-Chiong T Jr, Sateia M, Carskadon M, Editor. 2002 Hanley & Belfus: Philadelphia. 349-355.





Provided for your reference by
cpapXchange.com

AirSense™ 10
AirCurve™ 10

ENGLISH

This Air10 device is not equipped with a wireless module. This addendum replaces content found in the User Guide, Clinical Guide and Quick Start Guide for the following devices:

- AirSense 10 AutoSet
- AirCurve 10 VAuto / ASV / ST / ST-A

User guide


The following information replaces content found in the User Guide.

About the control panel

The following icons are not applicable to your device.

 Wireless signal strength (green)

 No wireless connection

 Wireless transfer not enabled (grey)

 Airplane mode

Therapy data

Your device records your therapy data for you and your care provider so they can view and make changes to your therapy if required. The data is recorded and then transferred to your care provider via an SD card.

Data transmission

Wireless data transmission is not available for your device. To transfer your therapy data to your care provider, see the SD card section of the User Guide.

Travelling by plane

When using the device on a plane:

- Airplane mode is not available or required for your device.

Troubleshooting

Problem/possible cause	Solution
My therapy data has not been sent to my care provider Wireless data transmission is not available for your device.	Talk to your care provider about transferring therapy data. See the SD card section of the User Guide.

Technical specifications

Wireless module None	FCC / IC ID: The device is not equipped with a wireless module and hence the FCC and ISED rules are not applicable
-------------------------	--

Clinical guide


The following information replaces content found in the Clinical Guide.

About the control panel

The following icons are not applicable to this device.

 Wireless signal strength (green)

 No wireless connection

 Wireless transfer not enabled (grey)

 Airplane mode

Data management and therapy compliance

For therapy management, the device stores patient therapy data on the SD card. This data can be transferred via an SD Card Reader to ResMed's ResScan™ therapy management system. For more information on therapy management with ResScan, refer to the manual supplied with the software.

Remote monitoring

Remote monitoring is not available as this device is not equipped with a wireless module.

Data storage

Data can be transferred to therapy management software via SD card. The different ways of transferring data are detailed in the table below.

Type of Data	Data transfer method		Sessions stored
	SD card to ResScan	SD Card to AirView (card-to-cloud)	
Summary data (compliance data)	✓	✓	365
Night profile data	✓	✓	Limited by usage and SD card storage capacity
High resolution flow and pressure data (25 Hz - every 40 ms)	✓		

Therapy data

Wireless data transmission is not available as this device is not equipped with a wireless module. To transfer the patient's therapy data, see the **SD card** section of the User Guide.

Travelling by plane

When using the device on a plane:

- Airplane mode is not available or required for this device.

Troubleshooting

Problem/possible cause	Solution
The patient's therapy data has not been transmitted	
Wireless data transmission is not available for this device.	Talk to your patient about transferring therapy data. See the SD card section of the User Guide.

Technical specifications

Wireless module None	FCC / IC ID: The device is not equipped with a wireless module and hence the FCC and ISED rules are not applicable
-------------------------	--

Quick start guide

The following information replaces content found in the Quick Start Guide.

Register today

myAir is not supported for your device. Product support is available at ResMed.com/support.

 **ResMed Pty Ltd**
1 Elizabeth Macarthur Drive
Bella Vista NSW 2153 Australia

See ResMed.com for other ResMed locations worldwide. Air 10, AirCurve, AirSense, AirView, ResScan and myAir are trademarks and/or registered trademarks of the ResMed family of companies. For patent and other intellectual property information, see ResMed.com/ip. © 2022 ResMed. 3781046/1 2022-04

ResMed.com



3781046