

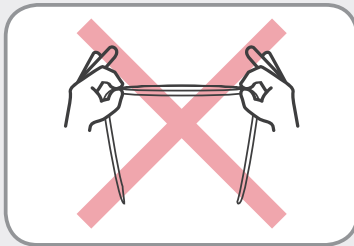


# Cleaning and maintaining your AirFit P10 headgear

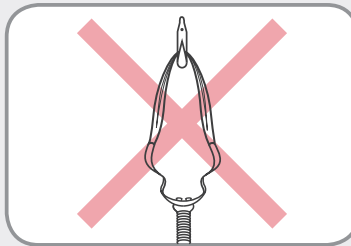
As a user of the ResMed AirFit™ P10 nasal pillows mask, you know how simple its Quickfit™ elastic headgear is to fit and how easy it slips on and off, even at night in the dark.

It's important to properly care for your AirFit P10's Quickfit elastic headgear to maintain its benefits until you're eligible for a headgear replacement. For best performance, remember to clean your headgear on a weekly basis, use warm water and mild soap and leave it to dry on a flat surface out of direct sunlight. For complete cleaning instructions, see the AirFit P10 user guide.


## Headgear don'ts



**Don't overstretch**



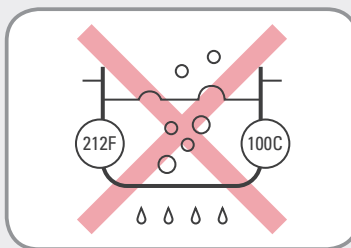
**Don't hang**



**Don't place in direct sunlight**



**Don't machine wash/dry**



**Don't use boiling water to clean**



Performing any of these "headgear don'ts" may negatively affect the longevity of your headgear. Should additional adjustments be needed for your elastic headgear, clips can be found in every AirFit P10 package to ensure you get the right fit and therapy. Remember to replace your mask and mask components on a regular interval, especially if any damage is noticed.

